

# Formulate 8' Vertical Curve

## FMLT-WV8-01

Formulate™ is a collection of sophisticated, ergonomically designed exhibit booths. Formulate combines state-of-the-art zipper pillowcase dye-sublimated fabric coverings with advanced lightweight aluminum structures to provide unique design, functionality, and style. The excellence of the Formulate line of displays, hanging structures and products is simply unmatched. Stretch fabric graphics are hand-sewn, durable and dry-cleanable.



## features and benefits:

- State-of-the-art 30mm aluminum tube frame with snap button assembly
- Easy to store and ship
- Quick to set up
- Kit includes: one frame, one dye-sublimated zipper pillowcase graphic, and one wheeled OCL molded storage case
- Lifetime hardware warranty against manufacturer defects

## dimensions:

Hardware	Graphic
<p>Assembled unit: 90.0591" w x 92.1157" h x 23.9606" d</p> <p>Approximate weight (includes graphic): 24.87 lbs / 11.3 kg</p>	<p>Total visual area: 90" w x 94.5" h 2286mm(w) x 2400mm(h)</p> <p>Please be sure to include a 2" bleed around the perimeter.</p> <p>Refer to related graphic template for more information.</p>
<p>Shipping</p> <p>Shipping dimensions: One OCL case: 19" l x 19" w x 56" h 483mm(l) x 483mm(w) x 1422mm(h)</p> <p>Approximate shipping weight (with case): 44.87 lbs / 20.35 kg</p>	<p>Visit: <a href="http://www.exhibitors-handbook.com/graphic-templates">www.exhibitors-handbook.com/graphic-templates</a></p>

## additional information:

Graphic material:  
Dye-sublimated zipper pillowcase fabric

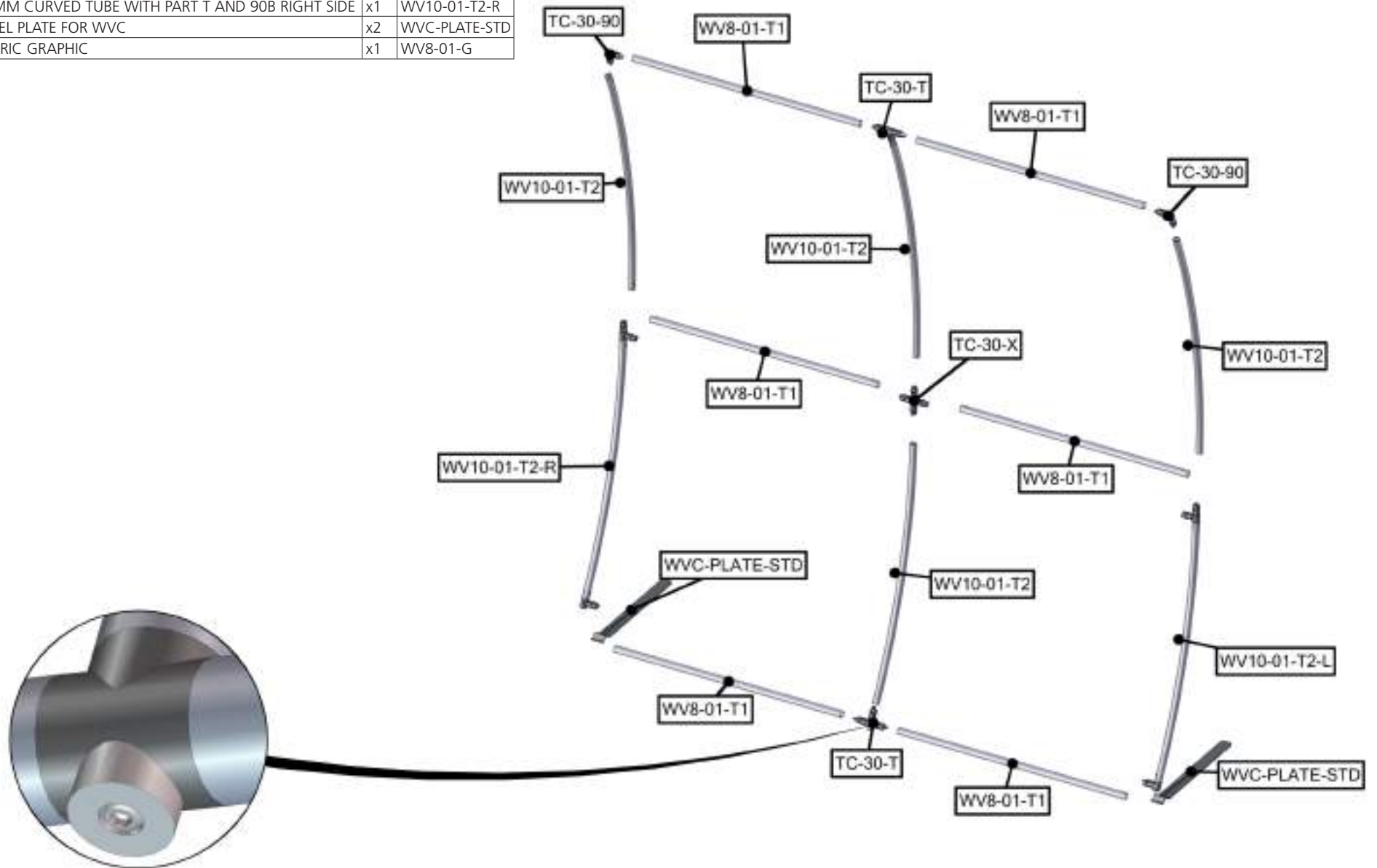
Optional accessories:  
Lumina 8-50 watt halogen lighting, literature pocket, stand-off literature rack, stand-off graphic shelf, graphic header, larger freight cases



[www.display-setup-animations.com](http://www.display-setup-animations.com)

We are continually improving and modifying our product range and reserve the right to vary the specifications without prior notice. All dimensions and weights quoted are approximate and we accept no responsibility for variance. E&OE. See Graphic Templates for graphic bleed specifications.

Parts Included		
Part Label	Qty	Part Code
90 DEGREE ELBOW JOINT FOR 30MM TUBING	x2	TC-30-90
T JUNCTION FOR 30MM TUBING	x2	TC-30-T
4 WAY JUCTION FOR 30MM TUBING	x1	TC-30-X
1094MM X 30MM TUBE	x6	WV8-01-T1
30MM CURVED TUBE WITH PART T AND 90B LEFT SIDE	x1	WV10-01-T2-L
R2250 (1163 ARC) CURVED TUBE	x4	WV10-01-T2
30MM CURVED TUBE WITH PART T AND 90B RIGHT SIDE	x1	WV10-01-T2-R
STEEL PLATE FOR WVC	x2	WVC-PLATE-STD
FABRIC GRAPHIC	x1	WV8-01-G



## STEP 1: ASSEMBLE FRAME



Assemble frame corners using TC-30-90. Label codes will be on backside of tube. It is best to assemble frame laying flat.



Using TC-30-T junction to connect sides of frame to middle section.

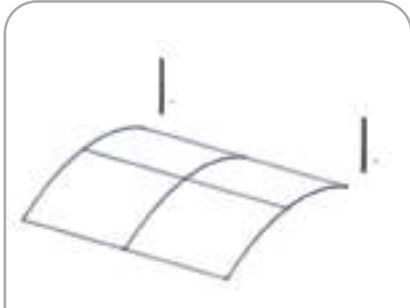


Use TC-30-90B for bottom corners. Connect sides of frame to elbow joint by pressing snap buttons.



Frame is attached once all connections are made.

## STEP 2: ATTACH FEET

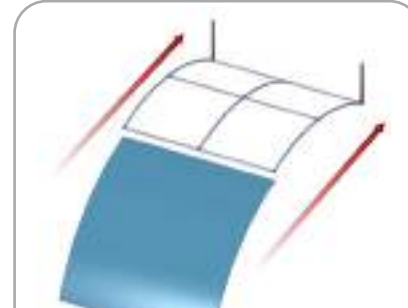


Once frame is connected attach feet. It is best to assemble with frame still laying flat. See next step for detail.

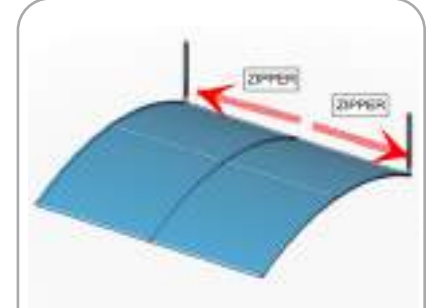


Using provided allen key, secure feet to bottom of frame by screwing bolt.

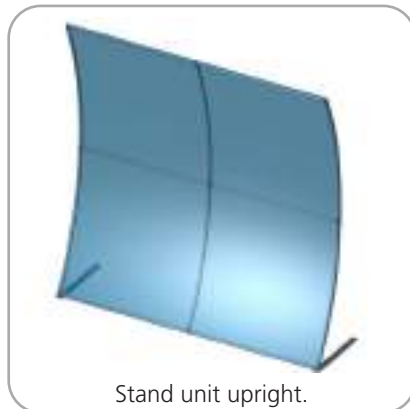
## STEP 3: ATTACH GRAPHIC



Slide graphic over top of frame.




Zip fabric graphic closed on bottom.



Stand unit upright.

# Check out these related products:

The Formulate line is a collection of stylish, ergonomically designed tabletop, 8ft, 10ft, 20ft exhibits, hanging structures, and display accessories. Formulate combines state-of-the-art zipper pillowcase dye-sublimated fabric coverings with a premium lightweight aluminum structure. Formulate is efficient, easy to assemble and disassemble, and offers remarkable style options and choices.



Formulate Tabletops



Formulate 8ft Kits



Formulate 10ft Kits  
(Horizontal Curve)



Formulate 10ft Kits  
(Vertical Curve)



Formulate 10ft Kits  
(Straight)



Formulate 20ft Kits



Formulate Hanging Structures