

# Illumistand Backlit Banner Stand

## ILLUMISTAND-800-1


The Illumistand™ is a light-up, double sided retractable banner stand that makes graphics glow! With the Illumistand, you get the look of a light box with the easy set-up and convenience of a roll-up banner. The LED lights are fixed inside of the silver base and shine upwards to illuminate both graphics. The kit comes with a heavy-duty, durable base with molded gray end caps, two graphics, a bungee pole, graphic slider and premium padded carry bag.



## features and benefits:


- Bungee pole with toolless quick rail
- LED light source in base
- Anodized silver base
- Molded end caps
- Supplied with a padded carry bag with strap
- Base includes light switch to turn lights on & off
- Graphics (2) printed on backlit banner film for optimal glow.
- 50,000 hours of LED life on lights
- UL/CE Certification
- Lifetime limited warranty against all manufacturers defects

## dimensions:

Hardware	Graphics
<p>Assembled unit: 33.75" w x 82.37" h x 10.50" d 857mm(w) x 2092mm(h) x 332266</p> <p>Approximate weight: 17 lbs / 8 kgs</p>	<p>Refer to the graphic template for more information.</p> <p>- 9mil backlit banner film - Graphic Height:78"</p> <p>Warning: Always attach graphic to base and top of rail before removing the locking pin. After fitting, the graphic should be left for 24 hours before use to ensure the adhesive bonds sufficiently. Opening the base will invalidate the product warranty.</p>
Shipping	
<p>Packing case(s): 1 BOX 37" l x 10" h x 5" d 340mm(l) x 254mm(h) x 127mm(d)</p> <p>Approximate total shipping weight (includes Hardware, Bag &amp; Box): 19 lbs / 9 kgs</p>	
	additional information:
	<p><b>Power Source:</b></p> <p><b>Internal Power supply:</b> Model: AD-EL-2400750-B Output Voltage: 24V±0.5V Output Current: 3.125A Power: 75W Input current: 0.5A@230VAC Leakage current: &lt;5mA Efficiency: ≥90%/220V Weight: 338g</p>
	<p> This product may include the following materials for recycle: aluminum, select wood, fabric, cardboard, paper, steel, and plastics.</p>

We are continually improving and modifying our product range and reserve the right to vary the specifications without prior notice. All dimensions and weights quoted are approximate and we accept no responsibility for variance. E&OE. See Graphic Templates for graphic bleed specifications.

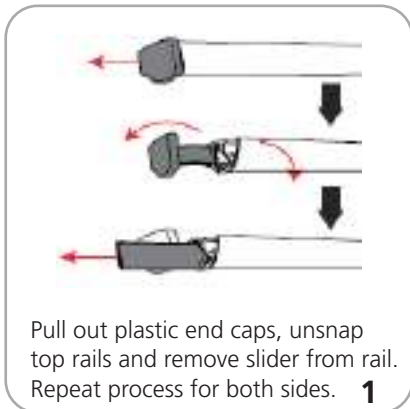
## Set-up



## Base Lighting



## Graphic to top rail attachment



## Graphic to base attachment



## Graphic to base attachment



Place additional masking tape for extra protection.

**2**



Remove pin while holding onto the graphic so the graphic does not retract back in quickly.

**3**



Slowly retract the graphic back into the base.

**4**