

# Hopup Counter

## HOP-CT-2

Hopup tension fabric displays are simple, versatile and can be set-up in seconds. The Hopup Counter mimics the traditional Hopup construction and assembly making it easy to use. The fabric graphic attaches easily and stays on for easy storage. With four different tabletop counter colors to choose from, the Hopup Counter is the perfect addition to any area.



clear shelf



carry bag included



## features and benefits:

- Quick to set-up
- Easy to store and ship
- Includes clear internal shelf
- Carry bag included
- Countertop supports max 50 lbs / 22.7 kgs
- Top available in four laminate finish options
- Optional OCE upgrade available
- Lifetime limited warranty against manufacturer defects

## dimensions:

### Hardware:

#### Assembled unit:

41.75" w x 39.685" h x 14.25" d  
1060mm(w) x 1008mm(h) x 362mm(d)

#### Base:

39.75" w x 12" d  
1006mm (w) x 304mm (d)

#### Countertop:

41.6875" w x .625" h x 14.125" d  
1059mm(w) x 16mm(h) x 359mm(d)

#### Weight (includes graphic):

16 lbs / 7.26 kgs

### Shipping:

#### Shipping dimensions - ships in a box:

42.7" l x 16" w x 6.3" h  
1085mm(l) x 405mm(h) x 160mm(w)

#### Shipping weight:

30 lbs / 9.5 kgs

\*Must keep all packaging and continue to reuse it as it protects the counter

#### Optional Upgrade OCE:

49" l x 18" w x 18" h  
1245mm(l) x 457mm(w) x 457mm(h)

#### Optional Upgrade OCE Shipping Weight:

57 lbs / 25.85 kgs

### Graphics:

#### Total visual area:

67.25" w x 39.25" h  
1708mm(w) x 997mm(h)

#### Front visual:

39.25" w x 39.25" h  
997mm(w) x 997mm(h)

Please be sure to include a 2" bleed around perimeter.

Refer to related graphic template for more information.

Visit [exhibitors-handbook.com/graphic-templates](http://exhibitors-handbook.com/graphic-templates)

## additional information:

- Counter can support weight  
50 lbs / 22.7 kgs max

- Internal shelf can support  
10 lbs / 4.53 kgs max

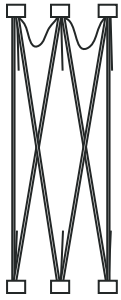
### Counter colors:



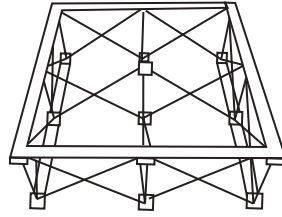
silver black mahogany natural

We are continually improving and modifying our product range and reserve the right to vary the specifications without prior notice. All dimensions and weights quoted are approximate and we accept no responsibility for variance. E&OE. See Graphic Templates for graphic bleed specifications.

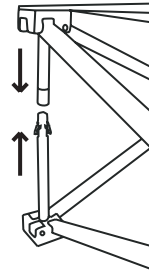
## HOPUP COUNTER ASSEMBLY



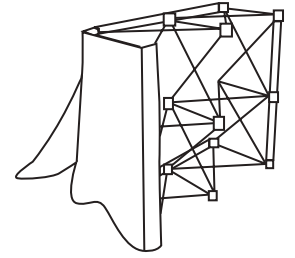
Remove unit from carry bag **1**



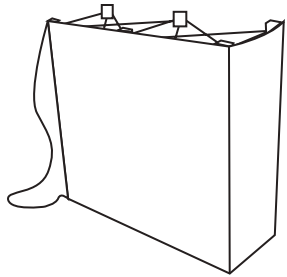
Lay flat and push down on non-carpeted surface **2**



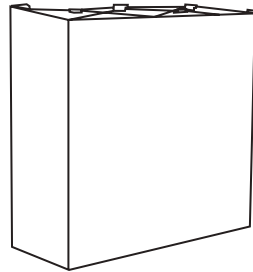
Snap all purple locking arms into place **3**



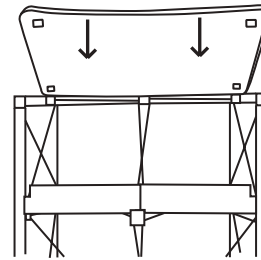
Graphic attaches to frame with Velcro. Start in one corner and move on to the next **4**



Continue around front of frame **5**



Graphic application is complete **6**



Place clear acrylic shelf in desired location and then place countertop on top of frame **7**



Unit is complete **8**