

## **20' Modulate Kit 01:**

### **Frame 03 Concave w/ Rounded Left Corner**

---

#### **TEMPLATE @ 1/2 SIZE**

Total graphic area: 40.5" w X 99.5" h

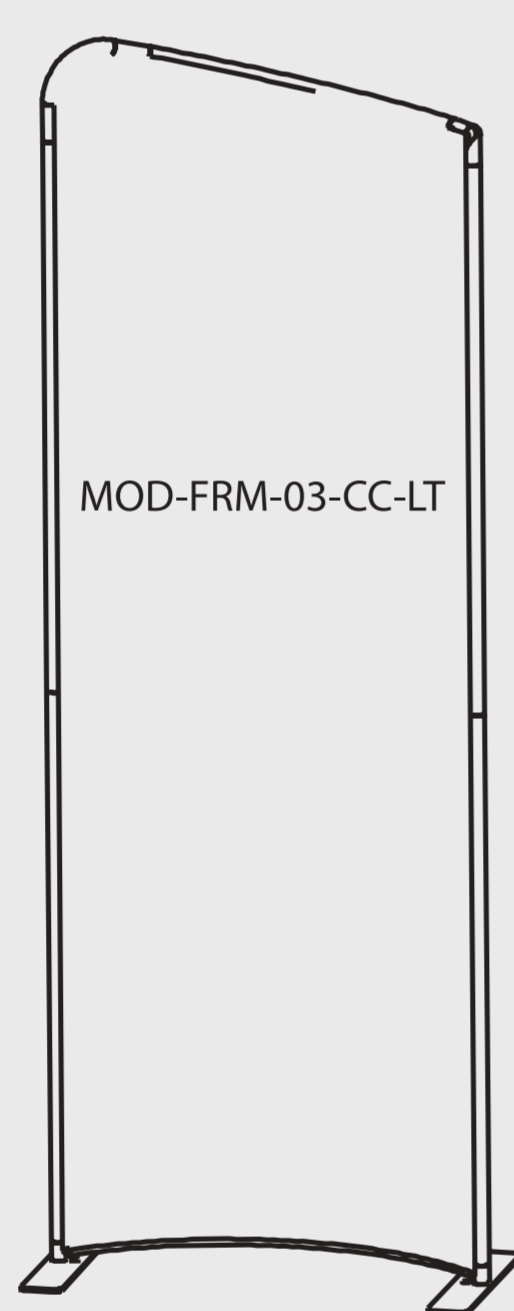
Total finished area: 36.5" w X 95.5" h

Please be sure to include the 2" bleed around the perimeter (note trim & stitch locations on template). DO NOT design any critical elements (text, logos, etc.) within 2" of the edge.

### **General Art Guidelines:**

---

- CMYK Color Mode
- All Solid Coated Pantone colors should be called out in the art as spot colors
- Embed all images and support files
- Resolution must be 200-240 ppi @ 1/2 size, 100-120 at full size
- All fonts must be created to outlines
- Do not scale artboard
- Background color/images must bleed to the edge of artboard
- Do not use spot colors from template in your artwork as they will not print



## 20' Modulate Kit 01:

### Frame 06 Convex

---

#### TEMPLATE @ 1/2 SIZE

Total graphic area: 55.5" w X 99.25" h

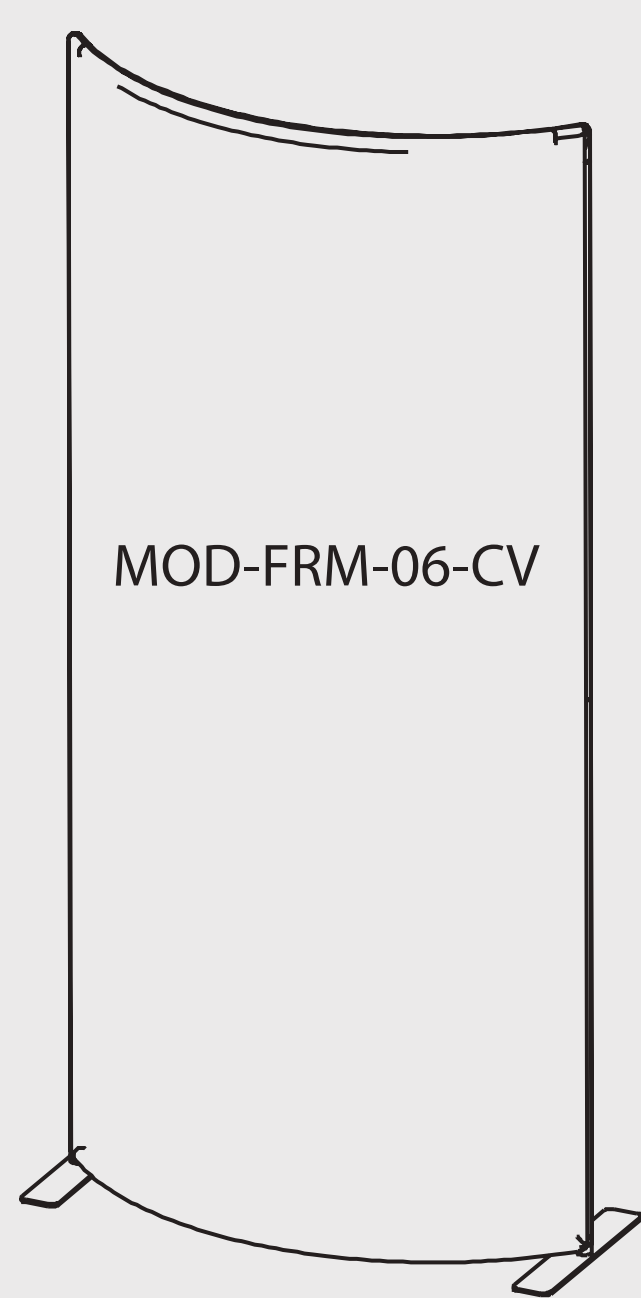
Total finished area: 51.5" w X 95.25" h

Please be sure to include the 2" bleed around the perimeter (note trim & stitch locations on template). DO NOT design any critical elements (text, logos, etc.) within 2" of the edge.

#### General Art Guidelines:

---

- CMYK Color Mode
- All Solid Coated Pantone colors should be called out in the art as spot colors
- Embed all images and support files
- Resolution must be 200-240 ppi @ 1/2 size, 100-120 at full size
- All fonts must be created to outlines
- Do not scale artboard
- Background color/images must bleed to the edge of artboard
- Do not use spot colors from template in your artwork as they will not print



## 20' Modulate Kit 01:

### Frame 05 Concave

#### TEMPLATE @ 1/2 SIZE

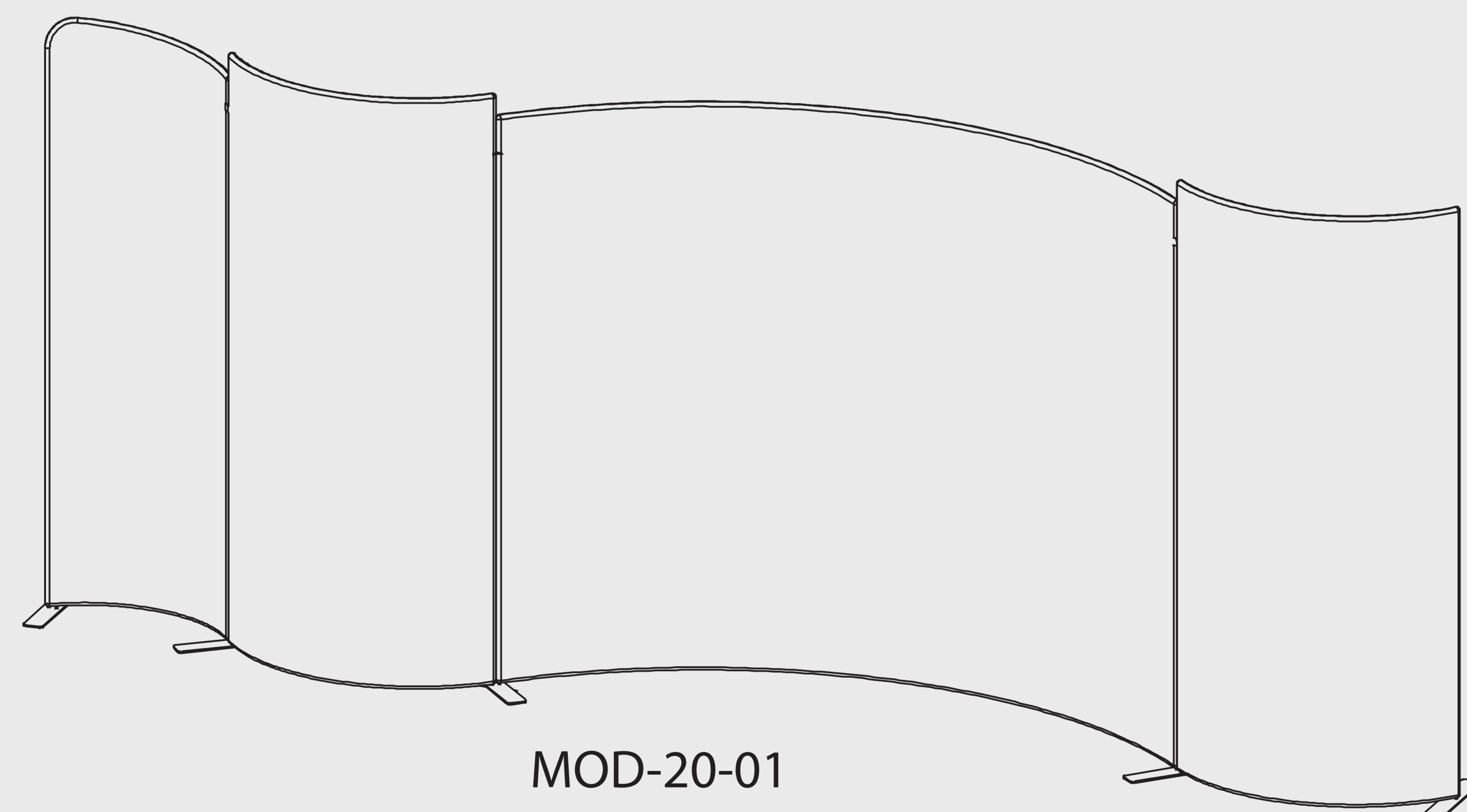
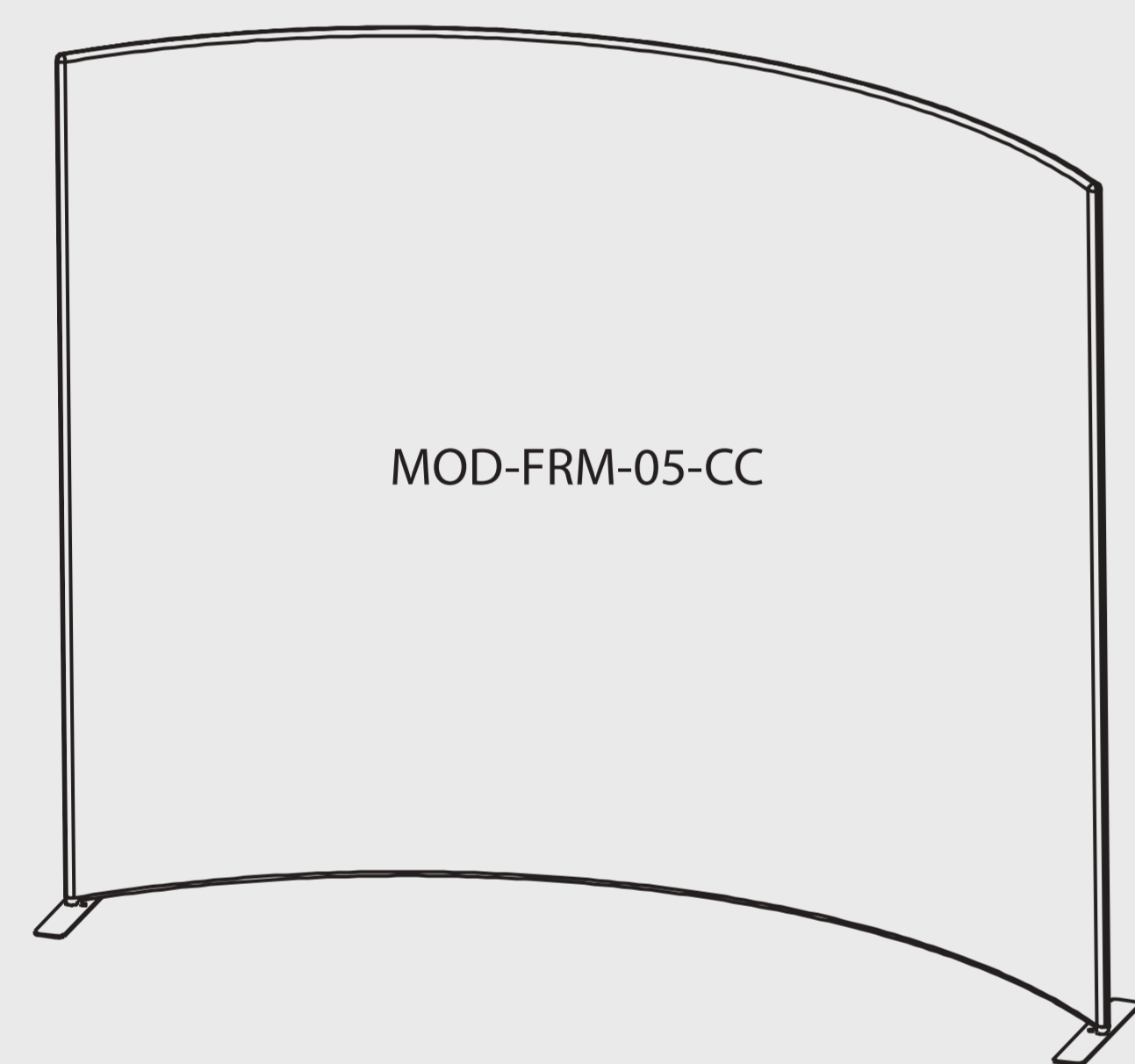
Total graphic area: 125.5"w X 96.25"h

Total finished area: 121.5"w X 92.25"h

Please be sure to include the 2" bleed around the perimeter (note trim & stitch locations on template). DO NOT design any critical elements (text, logos, etc.) within 2" of the edge.

#### General Art Guidelines:

- CMYK Color Mode
- All Solid Coated Pantone colors should be called out in the art as spot colors
- Embed all images and support files
- Resolution must be 200-240 ppi  
@ 1/2 size, 100-120 at full size
- All fonts must be created to outlines
- Do not scale artboard
- Background color/images must bleed to the edge of artboard
- Do not use spot colors from template in your artwork as they will not print



## 20' Modulate Kit 01: Frame 06 Convex

---

### TEMPLATE @ 1/2 SIZE

Total graphic area: 55.5" w X 99.25" h

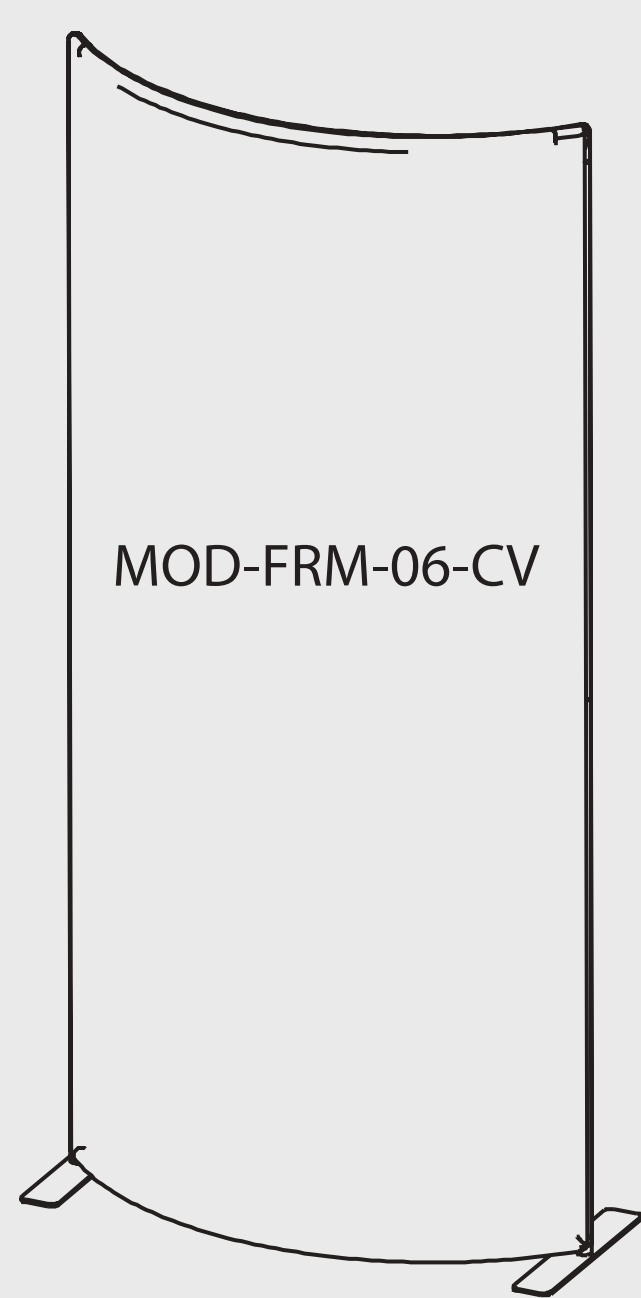
Total finished area: 51.5" w X 95.25" h

Please be sure to include the 2" bleed around the perimeter (note trim & stitch locations on template). DO NOT design any critical elements (text, logos, etc.) within 2" of the edge.

### General Art Guidelines:

---

- CMYK Color Mode
- All Solid Coated Pantone colors should be called out in the art as spot colors
- Embed all images and support files
- Resolution must be 200-240 ppi @ 1/2 size, 100-120 at full size
- All fonts must be created to outlines
- Do not scale artboard
- Background color/images must bleed to the edge of artboard
- Do not use spot colors from template in your artwork as they will not print



bleed area —  
trim line —  
safe zone —