

Modulate Door

MOD-DOOR-M

The Modulate™ Door is a magnetic accessory that creates storage areas, conference rooms and more when used with Modulate Mix & Match banners. Modulate door utilizes high powered magnets to quickly connect to an adjoining frame and to attach the small doorknob. To change from left to right-swing, simply flip the door to connect the frame on the opposite side of the opening. Aluminum tube frame features snap-buttons for quick, toolless assembly.



We are continually improving and modifying our product range and reserve the right to vary the specifications without prior notice. All dimensions and weights quoted are approximate and we accept no responsibility for variance. E&OE. See Graphic Templates for graphic bleed specifications.

features and benefits:

- State-of-the-art magnetized frames with snap button assembly
- Door can open from left or right side, requires specification
- Includes one frame with one single-sided zipper pillowcase fabric graphic and one portable carry bag
- Can be recycled
- Lifetime warranty

dimensions:

Hardware

Assembled unit:
48" w x 96" h x 1.18" d
1220mm(w) x 2439mm(h) x 30mm(d)

Approximate weight:
10 lb / 5 kg

Graphic

Refer to related graphic template for more information.

Visit:
<https://www.exhibitorshandbook.com/download-graphic-templates>

Shipping

Packing case(s):
1 Box(es)

Shipping dimensions:
50" l x 9" h x 9" d
1251mm(l) x 210mm(h) x 210mm(d)

Approximate total shipping weight:
12 lbs / 6 kg

additional information:

Graphic material:
Dye-sublimation zipper pillowcase fabric

When included in a larger kit, a different packaging solution will be listed to accommodate all contents of the kit. Individual packaging no longer provided.



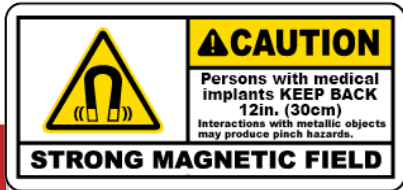
Use caution when handling this product around mechanical wrist watches, metal tools, electronic devices, credit cards or any other similar items. DO NOT place any part of the body, such as fingers, hands, etc, between the magnetic surface areas of the components.



This product may include the following materials for recycle:
aluminum, select wood, fabric, cardboard, paper, steel, and plastics.

Included in your kit

Bungee-Connected



LEFT SIDE

T3

RIGHT SIDE

T4

(x1)

MOD-DOOR-KNOB



T1




T2



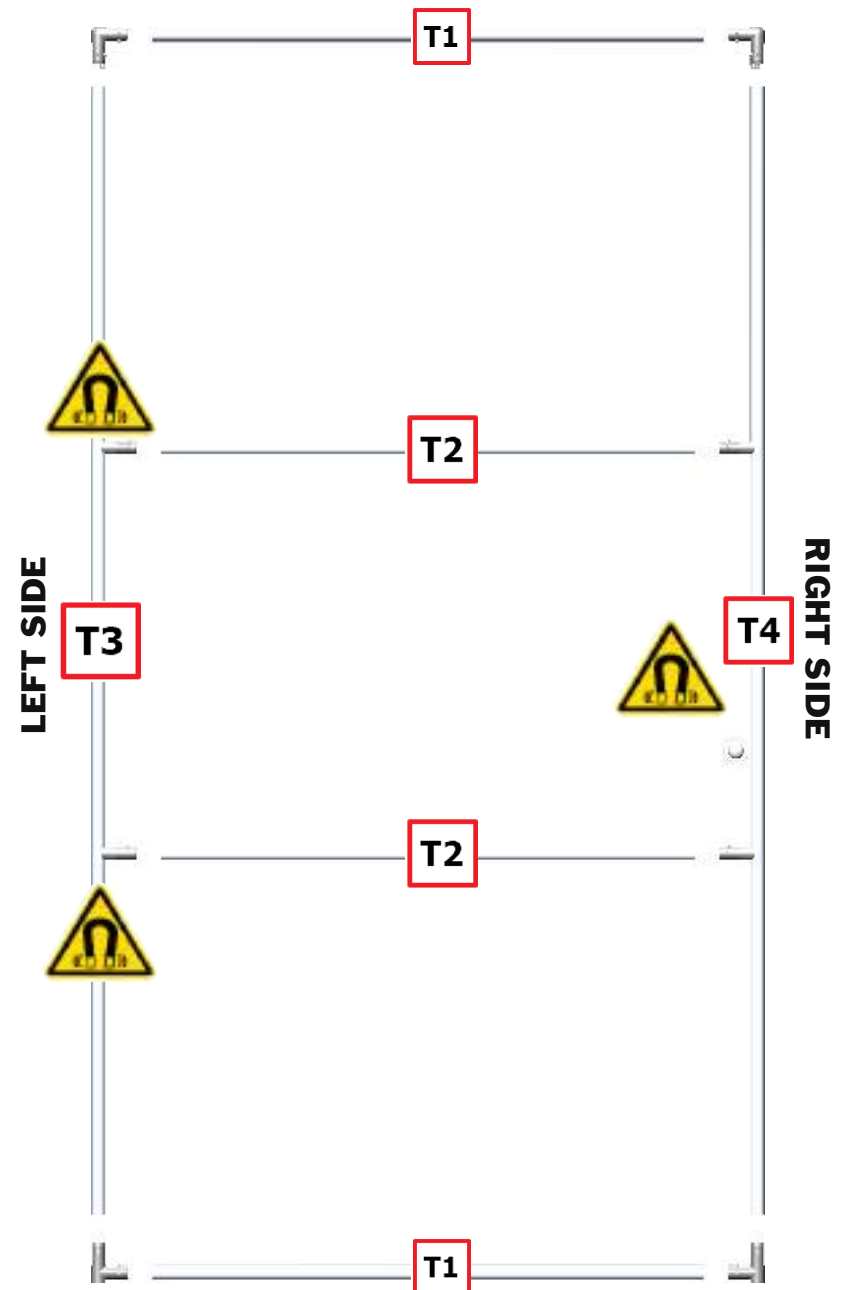
TC-30-90T



TC-30-90BF

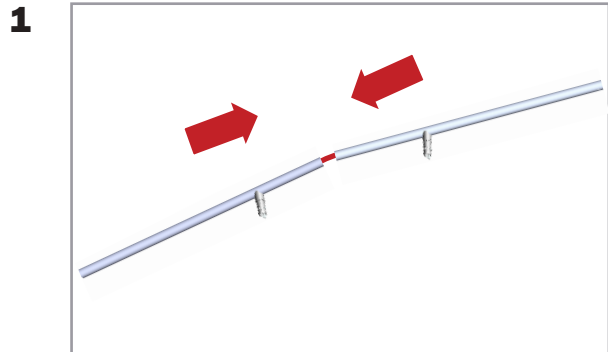



Graphic



*Feet are not included. The door will use the feet of a joining section or frame.

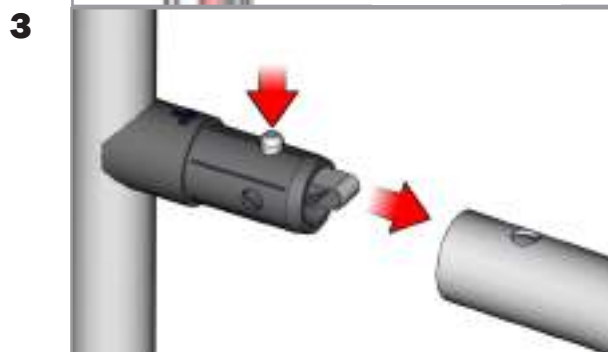
For this step you will need:



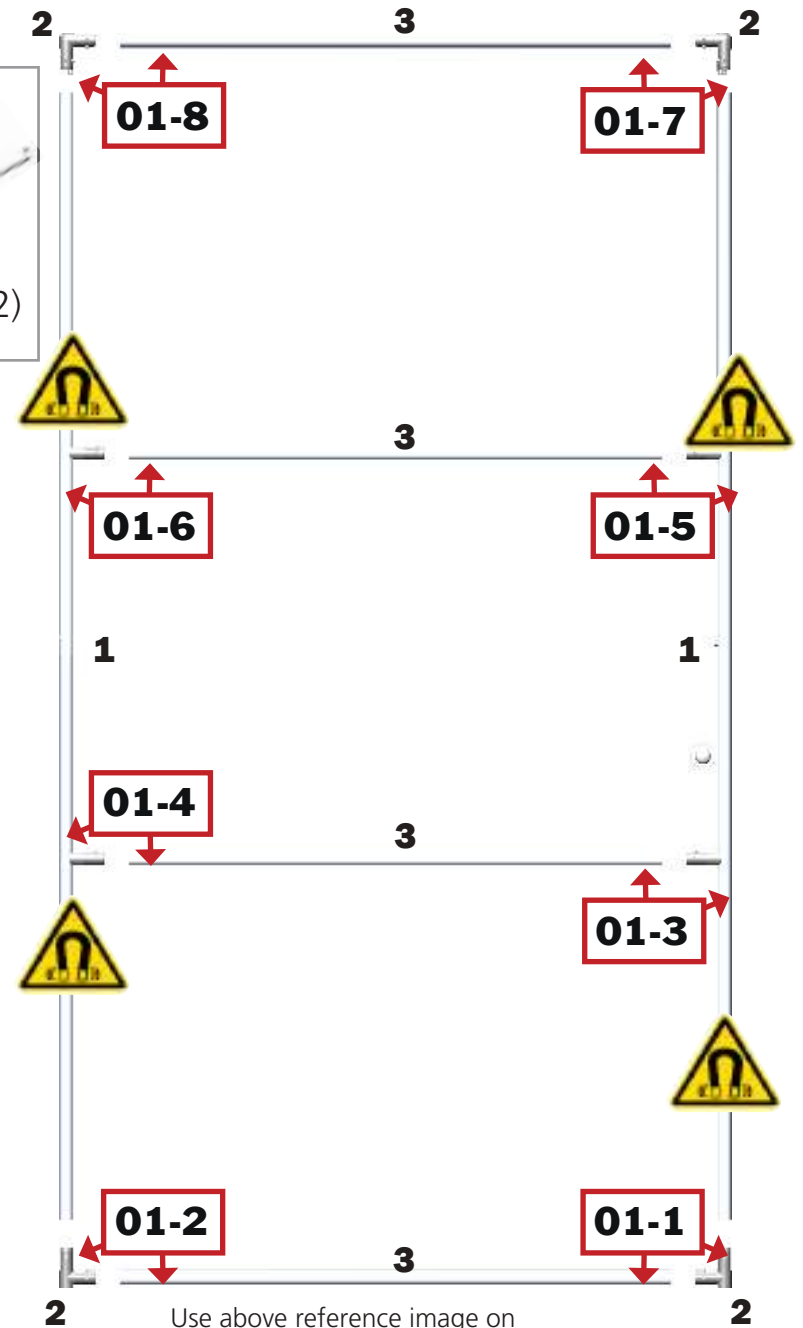
Connect bungee section of T3 & T4.



Plug in snap button corner connector into the bungee sides. The TC-30-90BF and TC-30-90T. Repeat for both sides.





Connect the T1 & T2 spreaders in at the corresponding numbers as shown.



Use above reference image on correct placement of corresponding sticker numbers.

For this step you will need:



Slide the graphic onto the frame from the top towards the base



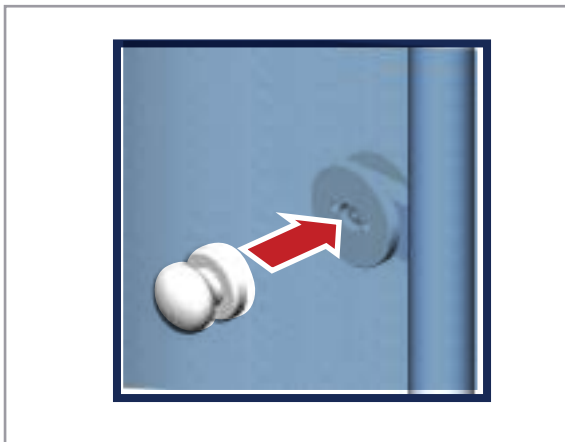
At the bottom of the graphic pull the sides together and zip the graphic closed




For this step you will need:



6



Attach the magnetic door knob to the steel plate attached to the frame. Repeat for both sides.



*** Note: To change the direction the door opens just rotate the door 180 degrees.**